

Windows

GLASS



Plain Short



Plain Long



REC12



Kristin[®] Short*



Kristin[®] Long*



ARCH1



ARCH2



SQ22



Trenton[®] Short*



Trenton[®] Long*



Vertical Grille on ARCH1



Vertical Grille on ARCH2




REC14



Clayton[™] Short*



Clayton[™] Long*



Grille on ARCH1



Grille on ARCH2



SQ24

Acrylic windows require special cleaning. Never use products that contain ammonia or petroleum products to clean acrylic. Please visit www.clopay.com/acrylic for complete details.


ACRYLIC



Wrought Iron Short*



Wrought Iron Long*




Wrought Iron Arch*

*Complements Clopay Entry Door glass.

Long and short windows may be used in any Gallery Steel 1 and 2-layer model. Double strength glass is standard. Optional 1/8" obscure glass is available on all Gallery Steel 1 and 2-layer models.

Additional charges for optional glass apply.

Windows are available single pane in clear, frosted, seeded, obscure and rain designs. Clear acrylic also available.



Clear



Frosted



Seeded



Obscure



Rain